

Coaxial Low Pass Filter

NLP-1200+

50Ω DC to 1000 MHz

Maximum Ratings

Operating Temperature	-55°C to 100°C
Storage Temperature	-55°C to 100°C
RF Power Input	0.5W max.

Permanent damage may occur if any of these limits are exceeded.

Features

- rugged shielded case
- other NLP models available with wide selection of cut-off frequencies

Applications

- lab use
- test equipment
- video equipment



CASE STYLE: FF57
Connectors Model
N-Type NLP-1200+

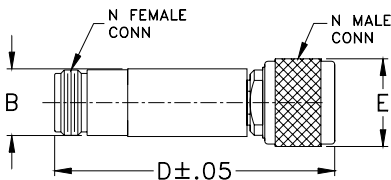
+RoHS Compliant

The +Suffix identifies RoHS Compliance. See our web site for RoHS Compliance methodologies and qualifications

Low Pass Filter Electrical Specifications

PASSBAND (MHz)	fco (MHz) Nom.	STOPBAND (MHz)		VSWR (:1)	
		(loss > 20 dB)	(loss > 40 dB)	Passband Typ.	Stopband Typ.
DC-1000	1200	1620-2100	2100-2500	1.7	18

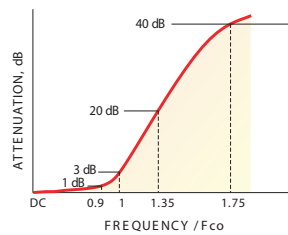
Outline Drawing



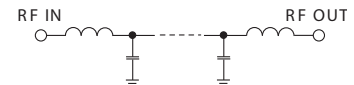
Outline Dimensions (inch/mm)

B	D	E	wt
.67	2.90	.82	grams
17.02	73.66	20.83	90.0

typical frequency response

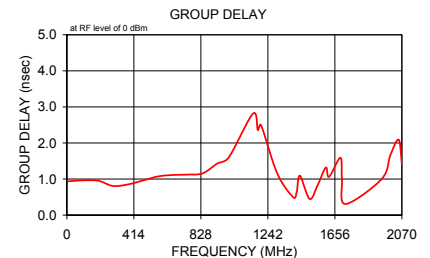
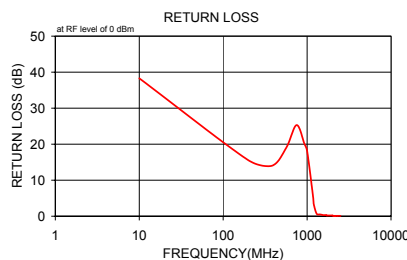


electrical schematic



Typical Performance Data

Frequency (MHz)	Insertion Loss (dB)		Return Loss (dB)	Frequency (MHz)	Group Delay (nsec)
	\bar{x}	σ			
10.00	0.03	0.0	38.3	10.00	0.94
195.00	0.16	0.1	15.7	100.00	0.96
380.00	0.43	0.1	14.0	195.00	0.95
565.00	0.24	0.1	19.0	285.00	0.81
750.00	0.29	0.1	25.3	380.00	0.85
930.00	0.48	0.1	20.1	470.00	0.96
1000.00	0.55	0.1	18.1	565.00	1.07
1180.00	4.25	1.9	5.3	655.00	1.11
1200.00	5.69	2.2	3.4	750.00	1.12
1300.00	17.67	3.0	0.7	840.00	1.16
1420.00	32.19	3.6	0.5	930.00	1.43
1500.00	43.83	5.7	0.4	1000.00	1.60
1550.00	53.20	7.9	0.3	1150.00	2.81
1600.00	58.27	7.5	0.3	1180.00	2.36
1620.00	57.94	6.7	0.3	1200.00	2.49
1690.00	58.01	8.4	0.3	1300.00	1.15
1720.00	55.64	6.2	0.2	1400.00	0.50
2000.00	58.68	3.8	0.2	1420.00	0.64
2050.00	61.62	3.9	0.1	1440.00	1.09
2070.00	62.15	5.5	0.1	1500.00	0.45
2100.00	62.95	5.6	0.1	1550.00	0.84
2110.00	62.89	5.0	0.1	1600.00	1.32
2120.00	61.95	4.1	0.1	1620.00	1.06
2130.00	64.71	5.4	0.1	1690.00	1.59
2140.00	66.13	8.4	0.1	1700.00	1.01
2150.00	64.30	6.7	0.1	1720.00	0.31
2160.00	65.10	7.9	0.1	1945.00	1.00
2200.00	65.98	8.1	0.1	2000.00	1.67
2300.00	70.50	9.9	0.1	2050.00	2.09
2500.00	65.98	4.1	0.1	2070.00	1.42



Notes

- Performance and quality attributes and conditions not expressly stated in this specification document are intended to be excluded and do not form a part of this specification document.
- Electrical specifications and performance data contained in this specification document are based on Mini-Circuit's applicable established test performance criteria and measurement instructions.
- The parts covered by this specification document are subject to Mini-Circuits standard limited warranty and terms and conditions (collectively, "Standard Terms"); Purchasers of this part are entitled to the rights and benefits contained therein. For a full statement of the Standard Terms and the exclusive rights and remedies thereunder, please visit Mini-Circuits' website at www.minicircuits.com/MCLStore/terms.jsp

