

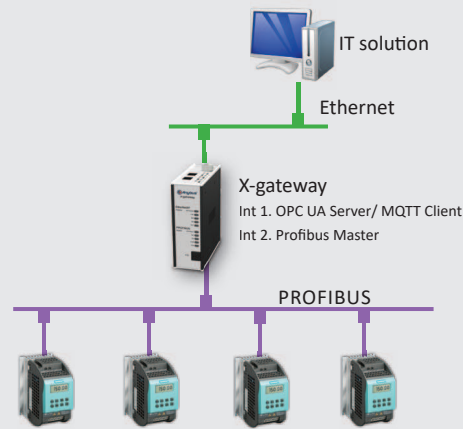


The Anybus X-gateway IIoT allows you to seamlessly connect PLC control systems and their connected devices on industrial networks, to IT and IoT-systems supporting OPC UA or MQTT. The X-gateway IIoT receives cyclic I/O data from your industrial network, converts it to well identified, tagged datapoints and transmits it via OPC UA or MQTT.

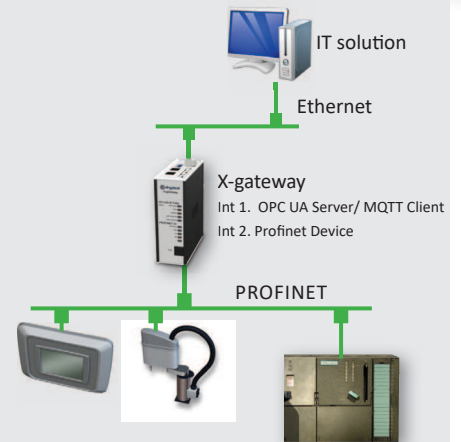
Typical Industries



EXAMPLE: INDUSTRIAL FIELDBUS TO IIoT



EXAMPLE: INDUSTRIAL ETHERNET TO IIoT



Master versions supporting:

AS-Interface
DeviceNet
EtherNet/IP
PROFIBUS

Slave versions supporting:

CANopen
CC-Link
CC-Link IE Field
ControlNet
DeviceNet
EtherCAT
EtherNet/IP
FIPIO
Interbus RS485
LonWorks
Modbus Plus
Modbus RTU
Modbus-TCP
POWERLINK
PROFIBUS
PROFINET IRT Copper

Features and Benefits

OPC UA

- Support OPC-UA server micro embedded profile
- Supports Discovery Services
- Timestamp supported via discovery server
- Supports OPC DA (data access)
- Data direction from server to client only
- User name and password authentication
- Supports DataChange Subscription
- Maximum 80 data point tags
- Dual port cut-through switch
- Dual RJ-45 ports available simultaneously

MQTT

- MQTT client acting as publisher
- MQTT version 3.1.1 supported
- Json data encoding supported
- QoS 0-2 supported
- User name and password authentication
- Maximum 256 data point tags
- Dual port cut-through switch
- Dual RJ-45 ports available simultaneously

Easy Configuration

The configuration is made using the Anybus Configuration Manager. You install this Windows tool on your PC and connect the included USB cable to the configuration port of the X-gateway. The Anybus Configuration Manager X-gateway is available at www.anybus.com

The easy-to-use Anybus Configuration Manager X-gateway allows you to define the I/O data sizes on each network side and define tag mapping to the IIoT side.



HMS provides a full 3 year product guarantee




TECHNICAL SPECIFICATIONS

Technical Details		Standard
Weight	400 g, 0,880 lb	
Dimensions (L*W*H)	114*44*127 mm, 4,49*1,73*5,00"	
Protection class	IP20, NEMA rating 1	
Enclosure material	Aluminium and plastic	
Installation position	Vertical position	
Mounting	DIN rail (35*7,5/15)	EN 50022
Certifications		
UL	File number: E214107	UL 508 Ind. Cont. Eq.
CE	2014/30/EU (EMC)	EN61000-6-4 (2007) EN61000-6-2 (2005)
Electrical Characteristics		
Power	24 VDC +/- 20 %	
Current consumption	Max 400mA at 24VDC, Typical 200 mA at 24VDC	
Hardware Characteristics		
Reverse voltage protection	Yes	
Short circuit protection	Yes	
Environmental Characteristics		
Operating temp	-25 to 65 °C, -13 to 149 °F (for all other networks) -25 to 50 °C, -13 to 122 °F (only for Profinet IRT Fibre Optic)	IEC 68-2-1, IEC 68-2-2
Storage temp	-40 to 85 °C, -40 to 185 °F	IEC 68-2-1, IEC 68-2-2
Relative Humidity	5-95 % non condensing	IEC 68-2-30
Installation altitude	Up to 2 000 m	
Immunity and Emission for Industrial Environment		
Electrostatic discharge	+/- 4 kV	EN 61000-4-2
Electromagnetic RF fields	10 V/m 80 MHz - 1 GHz 3 V/m 1,4 GHz - 2,0 GHz 1 V/m 2,0 GHz - 2,7 GHz	EN 61000-4-3
Fast Transients	+/- 1 kV	EN 61000-4-4
Surge protection	+/- 1 kV	EN 61000-4-5
RF conducted interference	10 V/rms	EN 61000-4-6
Emission (at 3 m)	50 dB 30 MHz - 230 MHz 57 dB 30 MHz - 1 GHz	EN 55016-2-3
Single Pack Accessories		
• Configuration Cable (USB) • Installation sheet		

NETWORK SPECIFIC FEATURES

1 = Network connector, 2 = Baud rate,
3 = I/O data, 4 = Other, 5 = Amount of slaves / adapters

MASTER	
ASI	1 = 2*2p; 5,08 Phoenix Plug 2 = 167 kbit/s 3 = 248/186 (digital input/output) 4 = ASI version 3.0 5 = 62
DeviceNet	1 = 5*5p; 5,08 Phoenix Plug 2 = 125-500 kbit/s 3 = 512 byte IN/OUT 4 = DeviceNet 2.0 scanner 5 = 63
EtherNet/IP	1 = RJ45 2 = 10/100 Mbit/s 3 = 509/505 byte IN/OUT 4 = FTP Server, Web Server, SMTP Client 5 = 64
PROFIBUS	1 = DSUB9F 2 = Up to 12 Mb 3 = 512 byte IN/OUT 4 = Profibus DP (IEC 61158) 5 = 125
SLAVE	
CANopen	1 = DSUB9M 2 = Up to 1 Mbit/s 3 = 512 byte IN/OUT 4 = Supports profile CIA DS301 V4.02
CC-Link	1 = 1*5p; 5,08 Phoenix Plug 2 = Up to 10 Mbit/s 3 = 896 IO points, 128 word IN/OUT 4 = Up to 4 occupied stations
CC-Link IE Field	1 = 2*RJ45 2 = Up to 1 Gbp/s 3 = 512 byte IN/OUT 4 = CC-Link IE Field Network intelligent device station
ControlNet	1 = 2*BNC Coax + RJ45 (NAP) 2 = 5 Mbit/s 3 = 450 byte IN/OUT 4 = Communications adapter, profile n. 12
DeviceNet	1 = 1*5p; 5,08 Phoenix Plug 2 = 125-500 kbit/s 3 = 512 byte IN/OUT 4 = Communications adapter, profile n. 12
EtherCAT	1 = 2*RJ45 2 = 100 Mbit/s 3 = 512 byte IN/OUT 4 = DS301 V4.02 compliant, 4 FMMU Channels
EtherNet/IP	1 = 2*RJ45 2 = 10/100 Mbit/s 3 = 509/505 byte IN/OUT 4 = EtherNet/IP group 2 and 3 server. Modbus TCP slave functionality
FIPIO	1 = DSUB9M 2 = 1 Mbit/s 3 = 32 words IN/OUT 4 = Data exchange according to FIPIO Extended Device Profile, Class 0
Interbus RS485	1 = DSUB9F + DSUB9M 2 = 500 kbit/s, 2 Mbit/s 3 = 20 byte IN/OUT (process data), 512 bytes IN/OUT (with PCP) 4 = PCP V.2.0 (0 or 1 word)
LonWorks	1 = 1*5p; 5,08 Phoenix Plug 2 = 78 kbit/s 3 = 256 network variables in/out 4 = Lonmark objects handling
Modbus Plus	1 = DSUB9F 2 = 1 Mbit/s 3 = 32 words IN/OUT (global data) 4 = Modbus Plus Host Firmware Rev. 77
Modbus RTU	1 = DSUB9F 2 = 1,2-57,6 kbit/s 3 = 256 registers in each direction 4 = RS232 and RS485
Modbus TCP	1 = 2*RJ45 2 = 10/100 Mbit/s 3 = 512 byte IN/OUT 4 = Supports EtherNet/IP
POWERLINK	1 = 2*RJ45 2 = 100 Mbit/s 3 = 254 byte IN/OUT
PROFIBUS	1 = DSUB9F 2 = Up to 12 Mbit/s 3 = Up to 244 bytes data using DP / Up to 512 bytes using DPV1 (Max 344 bytes in+out) 4 = Profibus DP (IEC 61158)
PROFINET IRT	1 = 2*RJ45 2 = 100 Mbit/s 3 = 512 byte IN/OUT 4 = RT Communication and integrated IRT switch functionality



HMS Industrial Networks – Worldwide

HMS - Sweden (HQ)

Tel: +46 35 17 29 00 (Halmstad HQ)
E-mail: sales@hms-networks.com

HMS - China

Tel: +86 010 8532 3183
E-mail: cn-sales@hms-networks.com

HMS - France

Tel: +33 (0)3 67 88 02 50 (Mulhouse office)
E-mail: fr-sales@hms-networks.com

HMS - Finland

Tel: +358 404 557 381
E-mail: sales@hms-networks.com

HMS - Germany

Tel: +49 721 989777-000
E-mail: ge-sales@hms-networks.com

HMS - India

Tel: +91 83800 66578
E-mail: in-sales@hms-networks.com

HMS - Italy

Tel: +39 039 59662 27
E-mail: it-sales@hms-networks.com

HMS - Japan

Tel: +81 45 478 5340
E-mail: jp-sales@hms-networks.com

HMS - Singapore

Tel: +65 9088 6335
E-mail: ea-sales@hms-networks.com

HMS - Switzerland

Tel: +41 61 511342-0
E-mail: ch-sales@hms-networks.com

HMS - UK

Tel: +44 1926 405599
E-mail: uk-sales@hms-networks.com

HMS - United States

Tel: +1 312 829 0601
E-mail: us-sales@hms-networks.com

Anybus® is a registered trademark of HMS Industrial Networks AB, Sweden, USA, Germany and other countries. Other marks and words belong to their respective companies.

All other product or service names mentioned in this document are trademarks of their respective companies.

Part No: MMA213 Version 3 03/2019 - © HMS Industrial Networks - All rights reserved - HMS reserves the right to make modifications without prior notice.

