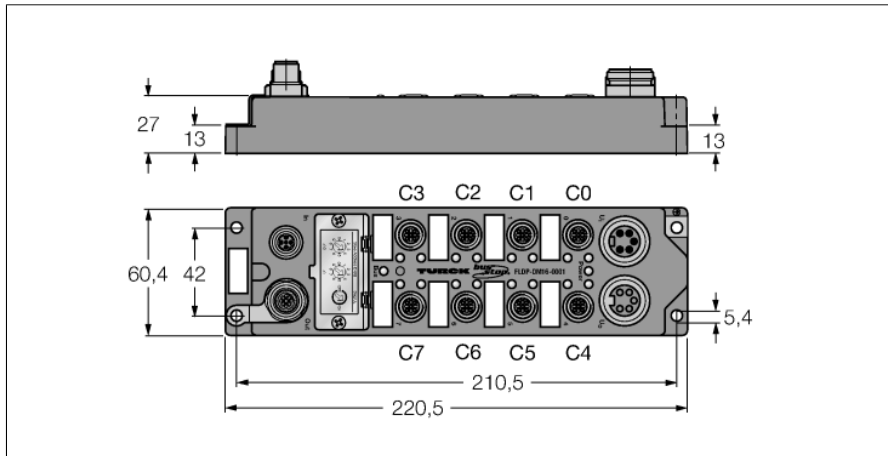


Fieldbus I/O module PROFIBUS-DP

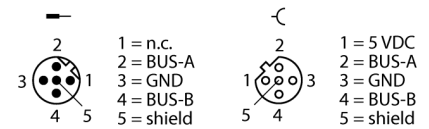
16 digital outputs 0.5 A

FLDP-OM16-0001

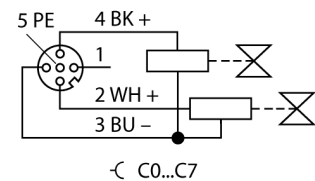


- Two outputs per connector
- Module-related diagnostics
- Fibre-glass reinforced PA6 housing
- Vibration and shock-resistant
- Encapsulated module electronics
- Metal connector
- Protection class IP67

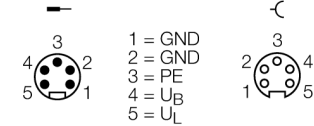
M12 × 1 Fieldbus



M12 × 1 Output



7/8" Power Supply



Type designation	FLDP-OM16-0001
Ident no.	6825327
Number of channels	16
Operating / load voltage	18...30 VDC
Voltage supply connection	2 x 7/8"
Outputs	
Number of channels	(16) DC actuators
Output voltage	18...30 VDC from load voltage
Output current per channel	0.5 A, short-circuit proof
Load type	resistive, inductive, lamp load
Switching frequency	≤ 250 Hz
Simultaneity factor	1
Electrical isolation	galvanic isolation against the bus
Fieldbus transmission rate	9.6 kbps ... 12 Mbps
Fieldbus addressing	0 ... 99 (decimal) via two coded rotary switches to operating and load voltage
Electrical isolation	
Diagnostics	Load voltage diagnostics, switched on/off via rotary switch
Dimensions (W x L x H)	60 x 220.5 x 27 mm
Housing material	fibre-glass reinforced Polyamide (PA6-GF30)
Halogen-free	yes
Mounting	4 mounting holes Ø 5,4 mm
Ambient temperature	0...+55 °C
Storage temperature	-25...+70 °C
Altitude	Max. 5000 m
Vibration test	Acc. to EN 60068-2-6
Shock test	Acc. to EN 60068-2-27
Electromagnetic compatibility	Acc. to EN 61000-6-2/EN 61000-6-4
Protection class	IP67
Approvals	CE, cULus
UL Certificate	pol. deg.2, env. temp. max. 40 °C, cl.2 ps req.

Fieldbus I/O module PROFIBUS-DP
16 digital outputs 0.5 A
FLDP-OM16-0001

Data in process image

C1P4: Male Connector 1, 4-pole

UB: UB < 18 VDC

UL: UL < 18 VDC

		Bit 7	Bit 6	Bit 5	Bit 4	Bit 3	Bit 2	Bit 1	Bit 0
Output	Byte 0	C3P2	C3P4	C2P2	C2P4	C1P2	C1P4	C0P2	C0P4
	Byte 1	C7P2	C7P4	C6P2	C6P4	C5P2	C5P4	C4P2	C4P4
Diagnostics	Byte 0	-	-	-	-	-	UB	UL	-