

Ultra Low Noise Amplifier

ZX60-1215LN+ ZX60-1215LN


50Ω, 800 MHz to 1400 MHz

Features

- Ultra low noise figure 0.4 typ.
- 11V-13V operation
- Good IP3, 27 dBm typ.
- Reverse voltage connection protected
- Small size
- Low cost
- Protected by US Patent 6,790,049

Applications

- Low noise amplifier RF front end
- Low noise pre-amp
- Buffer amplifier
- LNA for GPS application
- General purpose small signal
- Lab
- Instrumentation
- Test Equipment



CASE STYLE: GA955

Connectors	Model	Price	Qty.
SMA	ZX60-1215LN-S+	\$149.95 ea.	(1-9)
SMA	ZX60-1215LN-S	\$149.95 ea.	(1-9)

+ RoHS compliant in accordance with EU Directive (2002/95/EC)

The +Suffix identifies RoHS Compliance. See our web site for RoHS Compliance methodologies and qualifications.

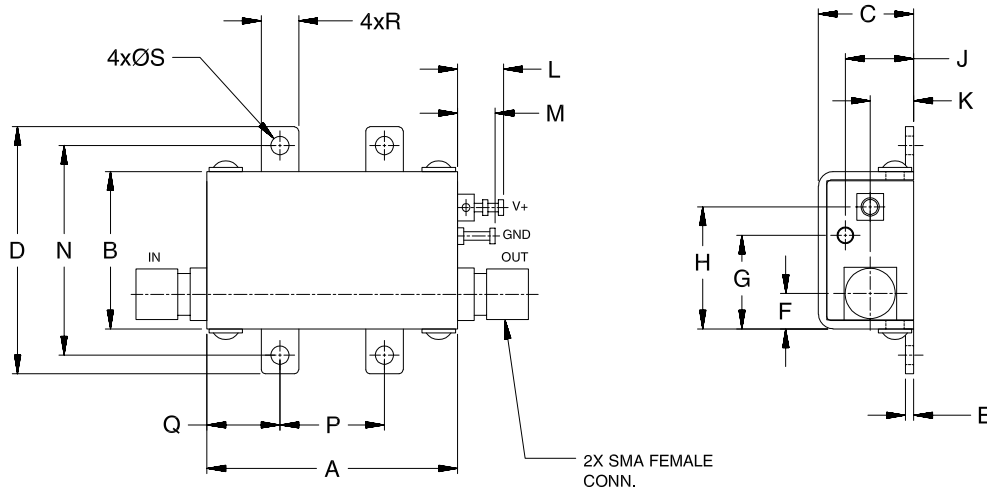
Electrical Specifications at T_{AMB} = 25°C

MODEL NO.	FREQ. (MHz) f _L - f _U	GAIN (dB)				MAXIMUM POWER (dBm) Output (1 dB Comp.)	DYNAMIC RANGE			VSWR (:1) Typ.		ACTIVE DIRECTIVITY (dB) Isolation-Gain	DC VOLTAGE @ Pin V+ (V)	DC OPERATING CURRENT @ Pin V+ (mA)	
		Typ.	Min.	Flatness			NF (dB)	IP3 (dBm)	In	Out	Typ.			Typ.	Max.
				Typ.	Max.										
ZX60-1215LN (+)	800-1000	16.5	14.0	±0.7	±1.3	12.5	0.4	0.7	26.0	1.65	1.40	13	12	42	50
	1000-1400	14.5	11.0	±1.2	±2.5	12.5	0.4	0.7	27.5	1.70	1.40	13	12	42	50

Maximum Ratings

Operating Temperature	-40°C to 85°C
Storage Temperature	-55°C to 100°C
DC Voltage	15V
Input Power(no Damage)	13dBm

Outline Drawing



Outline Dimensions (inch/mm)

A	B	C	D	E	F	G	H	J	K	L	M	N	P	Q	R	S	wt.
1.20	.75	.46	1.18	.04	.17	.45	.59	.33	.21	.22	.18	1.00	.50	.35	.18	.09	grams
30.5	19.1	11.6	30.0	1.0	4.3	11.4	14.9	8.3	5.3	5.6	4.6	25.4	12.7	8.9	4.6	2.3	35.0



INTERNET <http://www.minicircuits.com>

P.O. Box 350166, Brooklyn, New York 11235-0003 (718) 934-4500 Fax (718) 332-4661

Distribution Centers NORTH AMERICA 800-654-7949 • 417-335-5935 • Fax 417-335-5945 • EUROPE 44-1252-832600 • Fax 44-1252-837010

Mini-Circuits ISO 9001 & ISO 14001 Certified

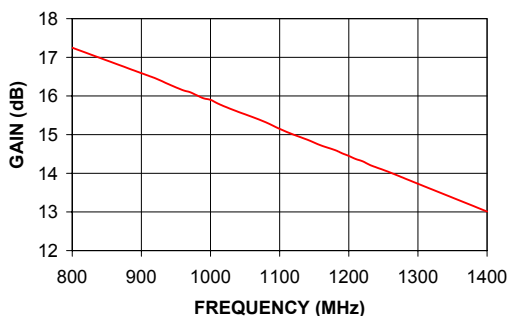
REV. A
M98898
EDB040405
ZX60-1215LN
BLUEC
061121
page 1 of 2

Typical Performance Data & Curves at 25°C

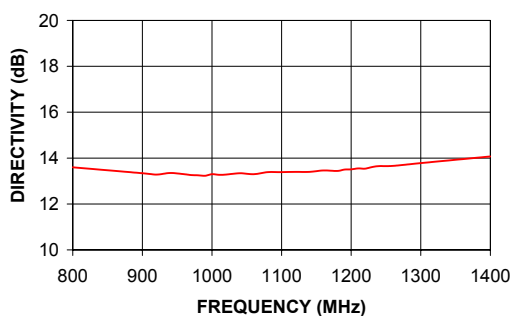
ZX60-1215LN+ ZX60-1215LN

FREQUENCY (MHz)	GAIN (dB)	DIRECTIVITY (dB)	VSWR IN (:1)	VSWR OUT (:1)	POWER OUT @1dB COMPRESSION (dBm)	IP3 (dBm)	NF (dB)
800	17.25	13.60	1.63	1.76	12.00	24.51	0.42
850	16.90	13.47	1.61	1.62	12.16	25.00	0.41
900	16.59	13.34	1.59	1.49	12.33	25.49	0.41
920	16.46	13.28	1.59	1.44	12.40	25.68	0.41
940	16.30	13.35	1.59	1.40	12.46	25.86	0.41
960	16.15	13.30	1.60	1.36	12.53	26.05	0.40
980	16.02	13.25	1.60	1.32	12.59	26.23	0.40
990	15.94	13.23	1.61	1.30	12.62	26.32	0.40
1000	15.90	13.30	1.61	1.29	12.64	26.41	0.40
1020	15.73	13.28	1.62	1.26	12.70	26.59	0.40
1050	15.53	13.34	1.63	1.23	12.77	26.83	0.40
1080	15.32	13.39	1.65	1.21	12.85	27.13	0.40
1100	15.15	13.39	1.67	1.21	12.89	27.32	0.40
1120	15.00	13.40	1.68	1.22	12.93	27.50	0.40
1150	14.79	13.43	1.69	1.25	12.96	27.73	0.40
1180	14.60	13.44	1.72	1.29	13.01	28.05	0.41
1200	14.45	13.51	1.74	1.31	13.03	28.23	0.41
1250	14.15	13.65	1.77	1.40	13.06	28.65	0.42
1300	13.73	13.78	1.81	1.51	13.05	29.11	0.43
1400	13.01	14.07	1.87	1.74	12.93	29.91	0.45

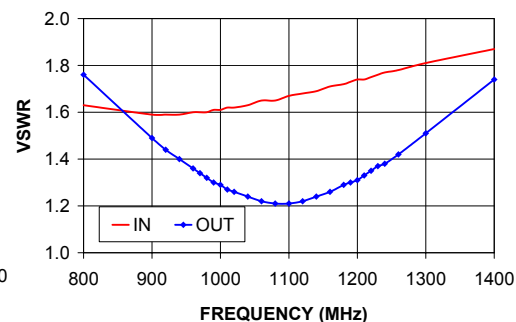
ZX60-1215LN
GAIN



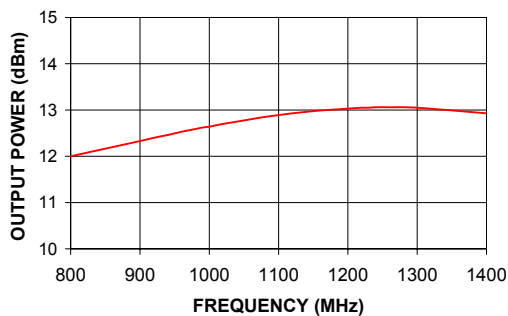
ZX60-1215LN
DIRECTIVITY



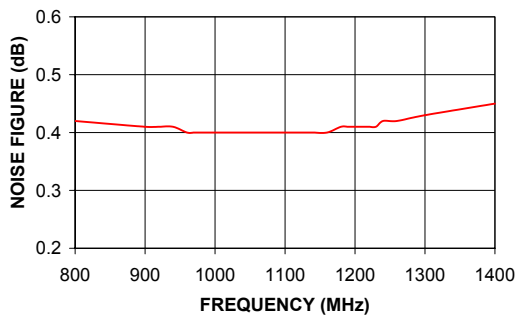
ZX60-1215LN
VSWR



ZX60-1215LN
OUTPUT POWER AT 1dB COMPRESSION



ZX60-1215LN
NOISE FIGURE



ZX60-1215LN
IP3

