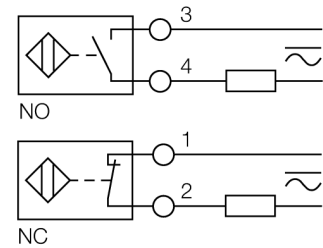


- Rectangular, height 40 mm
- Variable orientation of active face in 9 directions
- Plastic, PBT-GF30-V0
- High luminance corner LEDs
- Optimum view on supply voltage and switching state from any position
- Factor 1 for all metals
- Protection class IP68
- Resistant to magnetic fields
- Extended temperature range
- High switching frequency
- AC 2-wire, 20...250 VDC
- DC 2-wire, 10...300 VDC
- NC/NO programmable
- Terminal chamber

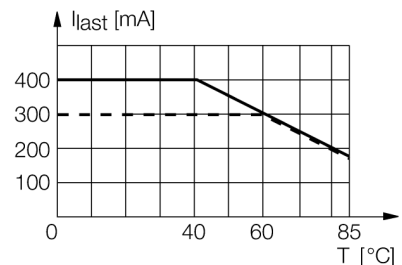
Type designation	BI15U-CP40-FDZ30X2
Ident no.	4280600
Rated switching distance S_n	15 mm
Mounting conditions	flush
Assured switching distance	$\leq (0,81 \times S_n)$ mm
Repeatability	$\leq 2\%$ of full scale
Temperature drift	$\leq \pm 10\%$
Hysteresis	$\leq \pm 15\%$, $\leq -25\text{ °C}$ v $\geq +70\text{ °C}$
Ambient temperature	$-30\text{...}+85\text{ °C}$
Operating voltage	20...250 VAC
Operating voltage	10... 300VDC
AC rated operational current	≤ 400 mA
DC rated operational current	≤ 300 mA
Frequency	$\geq 50\text{...}\leq 60$ Hz
Residual current	≤ 1.7 mA
Rated insulation voltage	≤ 1.5 kV
Surge current	≤ 3 A (≤ 20 ms max. 5 Hz)
Short-circuit protection	yes/ latching
Voltage drop at I_n	≤ 6 V
Wire breakage / Reverse polarity protection	yes/ complete
Output function	2-wire, connection programmable
Smallest operating current I_m	≥ 3 mA
Protective insulation	☐
Switching frequency	0.01 kHz
Construction	rectangular, CP40
Dimensions	114 x 40 x 40 mm
Housing material	Plastic, PBT-GF30-V0, black
Electrical connection	terminal chamber
Clamping ability	≤ 2.5 mm ²
Vibration resistance	55 Hz (1 mm)
Shock resistance	30 g (11 ms)
Protection class	IP68
MTTF	874 years acc. to SN 29500 (Ed. 99) 40 °C
Power-on indication	LED green
Switching state	LED yellow

Wiring Diagram



Functional principle

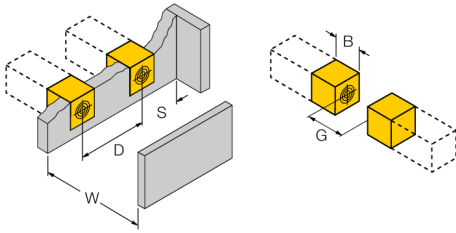
Inductive sensors detect metal objects contactless and wear-free. *uprox®* Factor 1 sensors have significant advantages due to their patented ferrite-coreless multicoil system. They detect all metals at the same large switching distance and are resistant to magnetic fields.



**Inductive sensor
BI15U-CP40-FDZ30X2**

Distance D	80 mm
Distance W	45 mm
Distance S	40 mm
Distance G	90 mm

Width of the active face B	40 mm
----------------------------	-------



Accessories

Type code	Ident no.	Description	
STRM M20X1,5 BLACK	6965902	Cable glands M20 x 1.5	
Adjusting bar JS 025/037	69429	Adjusting bar for rectangular housings CK/CP40; material: VA 1.4301	
BSS-CP40	6901318	Mounting bracket for rectangular devices; material: Polypropylene	